

Ministry of Agrarian Policy  
and Food of Ukraine

## Ukraine on the World Agrarian Map: Export, Import, Prospects of Cooperation between Ukraine & China







# The Role of Agribusiness in Ukraine's Economy

**18%**  
**of GDP**

Agricultural production in 2017  
amounted to  
**UAH 700 BILLION**

**18%**  
**of total labor force**

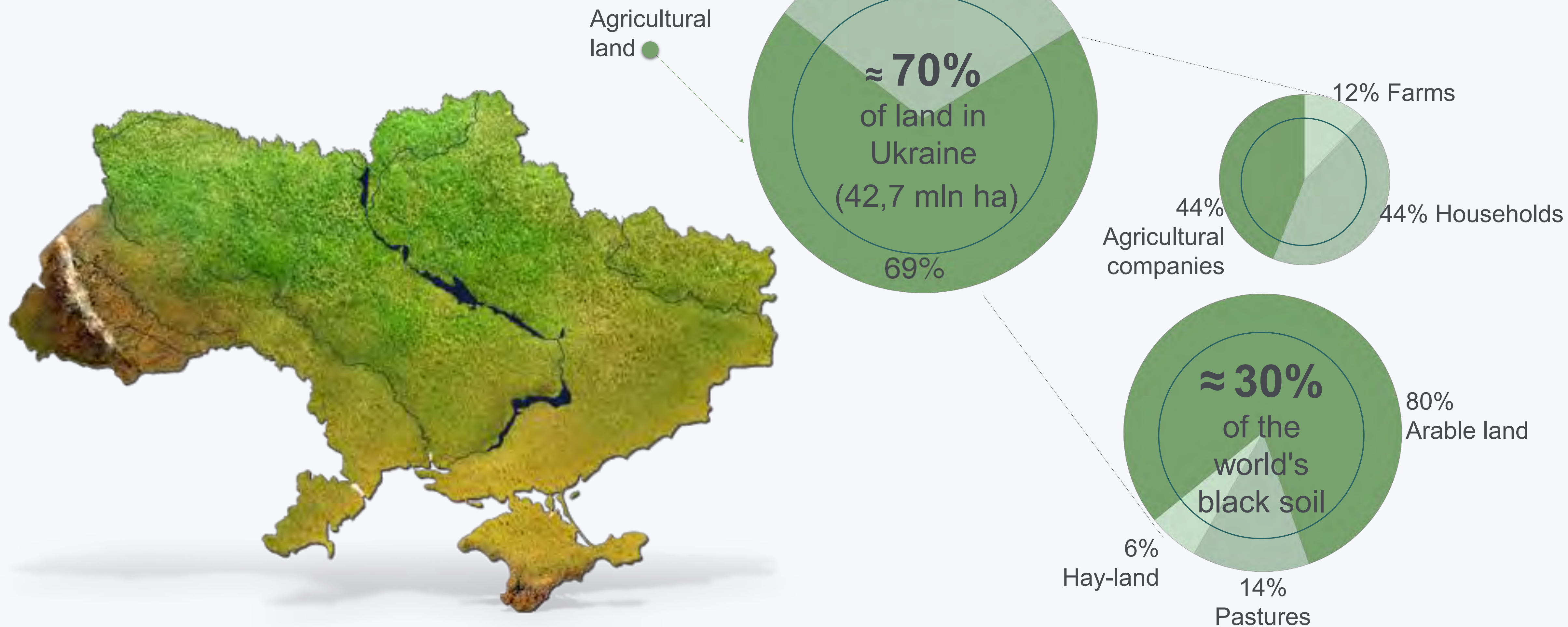
Around **3 MILLION** people work  
in agriculture

**41,5%**  
**of export**

In 2017 agricultural export  
came to  
**USD 17,9 BILLION**



**Ukraine:** farmers paradise  
— largest-arable land bank  
in Europe and №10 globally







# Production of cereals and legumes

**Total – 61,3 mln tons**



**Wheat**  
**26,1 mln tons**



**Barley**  
**8,3 mln tons**



**Corn**  
**24,1 mln tons**



**Rye**  
**506,8 ths tons**



**Buckwheat**  
**108,4 ths tons**



**Legumes**  
**1,2 mln tons**



**Oat**  
**471,1 ths tons**



# Export of Ukrainian Grains and Flour

2017 / 2018 MY

Total export accounted to **39,8 mln tons**



Wheat - 17,1 mln tons



Barley - 4,2 mln tons



Corn - 17,7 mln tons



Wheat flour - 412,6 ths tons

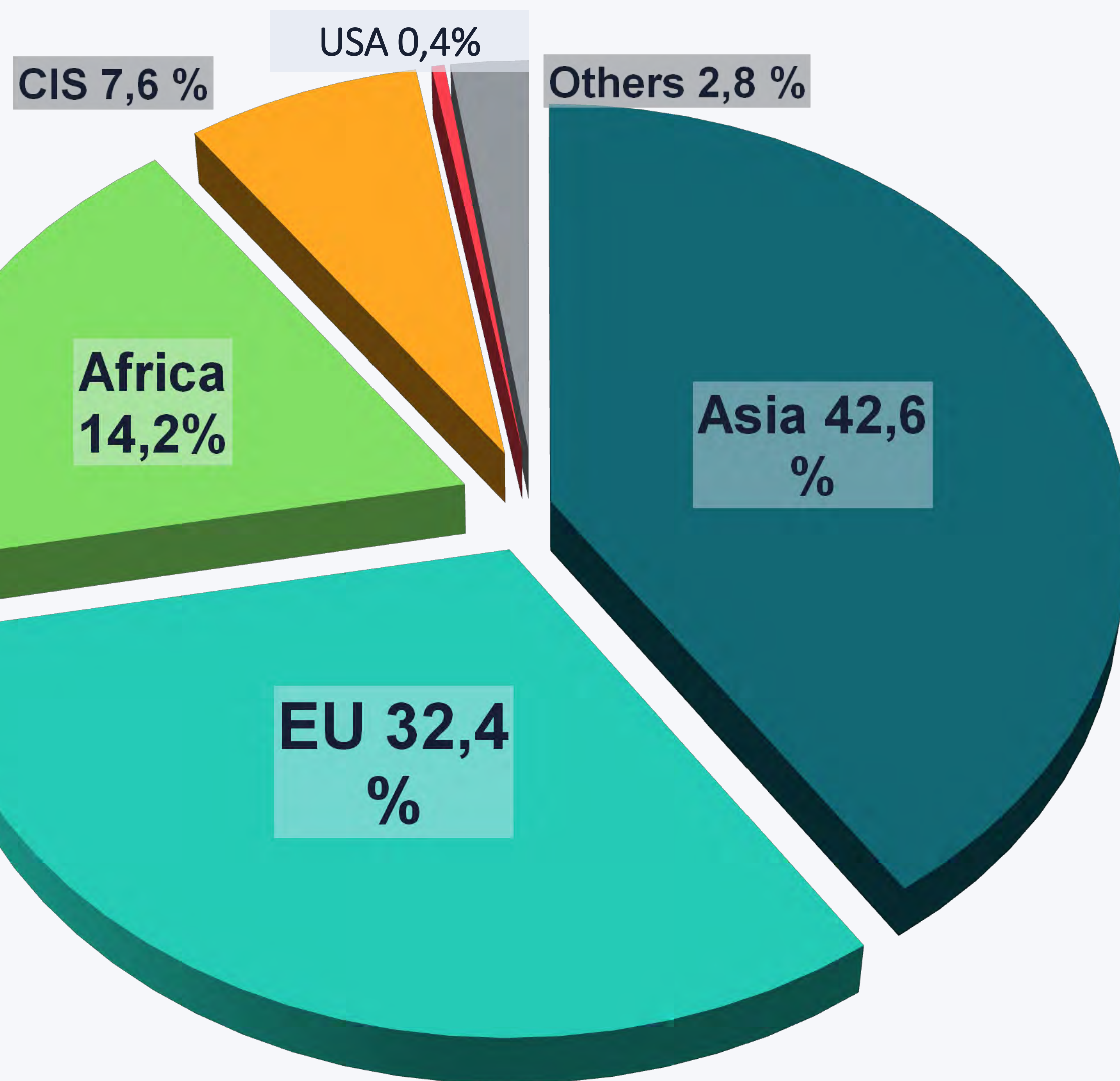




# Ukrainian Agri-Export Structure

By regions:

The total export accounted \$ 17,9 bln



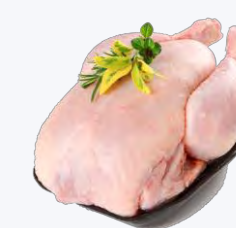
Oil – 25,1%



Oil seeds – 11,3%



Grains – 36,2 %



Poultry - 2,17%



Sugar – 1,6 %



Chocolate – 0,9%



Honey – 0,8 %

The  
key  
products



# Ukraine in the World



Ministry of Agrarian Policy  
and Food of Ukraine



#4 corn export



#4 barley export



#5 wheat export



#3 rapeseed export



#5 butter export




#1 sunflower oil export

#7 rapeseed oil export

#8 soybean oil export



#7 powder milk and  
cream export



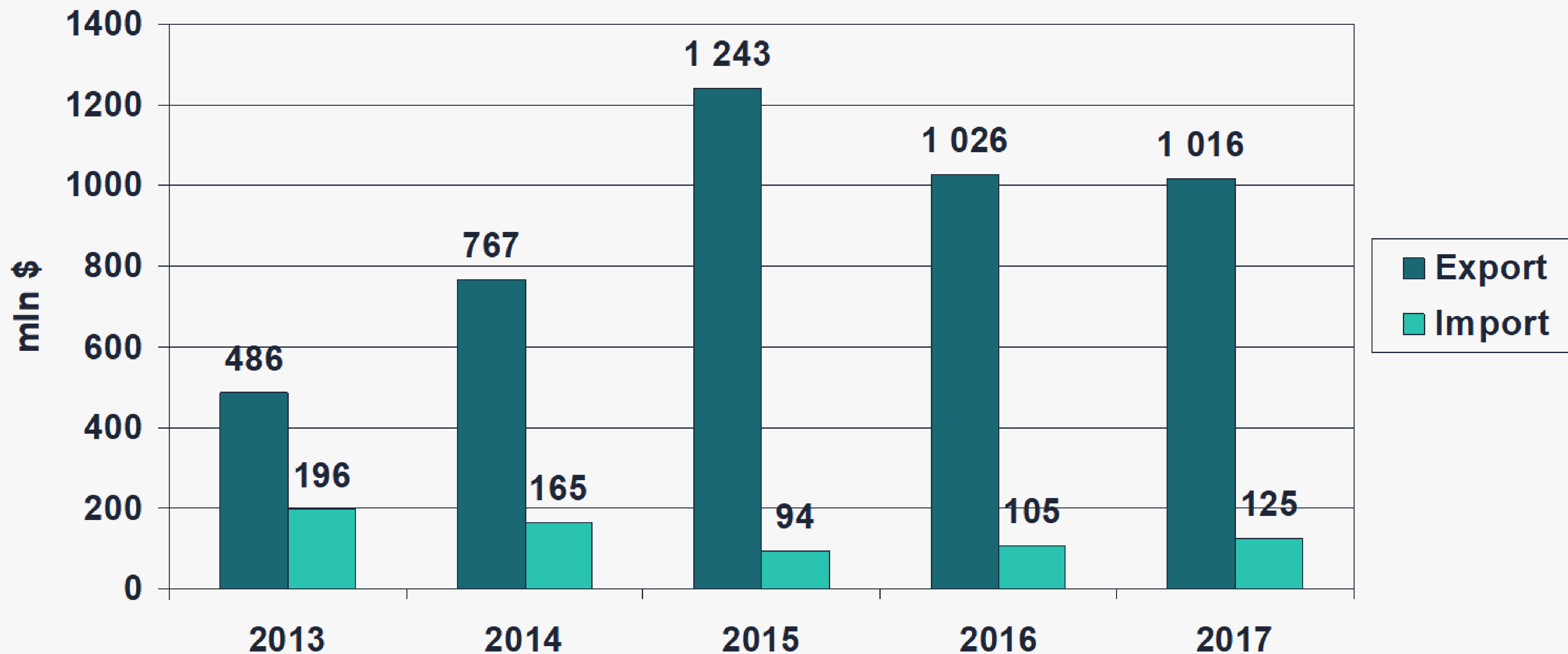
#7 poultry export



#3 honey & walnuts export

and etc

# Bilateral Agricultural Trade between Ukraine & China





# Bilateral Agricultural Trade Between Ukraine & China

## Main export products from Ukraine

### 1. Corn

(\$323.3 mln / 2 mln tons)

### 2. Sunflower oil

(\$455.3 mln / 615.4 ths tons)

### 3. Barley

(\$123.9 mln / 792.4 ths tons)

### 4. Soya oil

(\$47.8 mln / 63.8 ths tons)

### 5. Wheat flour

(\$23.2 mln / 107.4 ths tons)

### 6. Dairy products

(\$11.7 mln / 14.9 ths tons)

97% of total  
agri-export

## Main import products from China

### 1. Fish products

(\$24.8 mln / 9,3 ths tons)

### 2. Animal feed

(\$16.2 mln / 20 ths tons)

### 3. Tobacco wares

(\$11.1 mln / 3,3 ths tons)

### 4. Plant extracts

(\$7.1 mln / 644 tons)

### 5. Tea

(\$6.6 mln / 2 ths tons)


### 6. Fruit juices

(\$6.5 mln / 5,8 ths tons)

58% of total  
agri-import



# The Most Promising Sectors for Increasing Export from Ukraine to China



Ministry of Agrarian Policy  
and Food of Ukraine

Ukrainian raw materials, value-added products  
and by-products



Grains (corn, wheat,  
barley, sorghum etc.)



Beer and vine



Chocolate,  
confectionery and  
bakers' wares



Dairy products  
(butter, milk and  
cream, etc.)



Beef and  
poultry



Oilcake and  
other residues



Honey




Fruits and berries  
(cherry, apple,  
blueberry, etc)



Egg products

and etc





Ministry of Agrarian Policy  
and Food of Ukraine



**We are open for cooperation!**

**Oleksandr Romanovskyy**

Director  
International Cooperation Department

**Address**

24, Khreschatyk str., Kyiv, 01001, Ukraine

**Email**

[oleksandr.romanovskyy@minagro.gov.ua](mailto:oleksandr.romanovskyy@minagro.gov.ua)

**Phone**

+38 (044) 278 49 46

